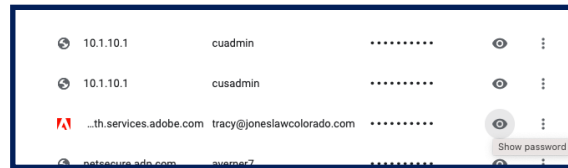
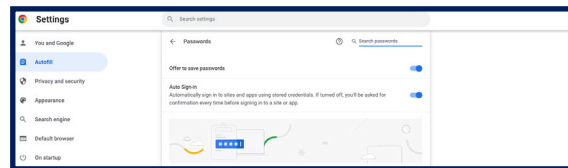
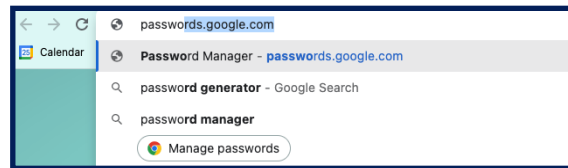


This is just a quick instructional guide on how to access firm passwords. You can do this from any device and this is why it's so important we use our firm google accounts with Chrome! You can also watch this guide here: joneslawcolorado.com/dashboard

Steps to Follow

- Open your chrome browser and in the top search bar begin to type the phrase "passwords"
- Click the manage password button. This is the browser's passwords. Click into the top right search bar
- Search for the website url you want the password for, and then click the eye button.
- You should now be able to see the password you need and copy and share it else where!
- That's that! Good job!



Concluding Thoughts

This password solution allows us to quickly access websites and have a secure place to go to when we need to pull a password. Because, however, we use different logins and browsers, share new passwords you create to other firm members so that they can add it to their browser password manager as well!